



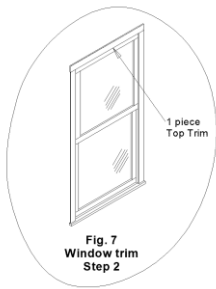
THE **HotBox**

THE OFFICIAL PUBLICATION OF THE NORTH CENTRAL REGION, NATIONAL MODEL RAILROAD ASSOCIATION

VOL. 49, NO. 4

WINTER 2008

FAST FREIGHT '08, NCR Convention Coverage



**HOW TO- Double Hung Windows
& Lighted Uncoupler Tool**

RAILFANNING-Allegheny Central

PLUS- History, Layout planning, Timetable, and more-

The HotBox

Winter, 2008
Vol. 49, No. 4



EDITOR

Barry Hensel
43642 Lotus Dr
Canton, MI 48188
734-397-5182
barry76Lt@wowway.com

Editorial Advisers

Jack Watson Dave McMullian
Tim Fisher

Proof Readers

Marge Hensel John Beres
Marty LaForte

The HotBox is published quarterly by the North Central Region of the National Model Railroad Association. Publication dates are-

SPRING, Feb 1 SUMMER, May 1
FALL, Aug 1 WINTER, Nov 1

All material, articles and advertising must be submitted to the Editor. All material should be electronic, preferably MicroSoft Word or Powerpoint. Pictures should be in Jpeg format and color. Material can be emailed or sent via US Mail on cd-rom. Materials will not be returned, unless return postage and envelope are included. Material submission deadline is FIVE weeks before publication date.

Feel free to contact the Editor via email, with any comments, questions or corrections.

HI! Welcome back to another issue of the HotBox! Seems I did OK with that first issue in August. Thanks for the comments that were sent to me and others about that first attempt. I sincerely hope to continue the HotBox in that fashion, or even improve on it if I can. Thanks too!, to several people who have stepped-up and sent me articles. This is what is needed for this, or any, publication to continue to operate.

Quite a few comments have come in on the HotBox going electronic, instead of a printed format. Well, that decision/recommendation has been made by the NCR Board of Directors. See PART 2 of the HotBox Future article later on in this issue.

Sorry for this, but I DO have to make a special "plug" for the Division 6 Fall Model Railroad Show & Workshop! This event celebrates it's 30th year and we're giving back to the local community support we've received over the years by having NO admission fee this year. Yes, FREE! Of course, this event is special, as it is NOT your typical "train show" as we sell nothing at this event! This is a "how to do" event, where Div 6 members will show you how to do model railroading. Why am I telling you, NCR members and already accomplished model railroaders about a how-to-do event? So that you can tell non-model railroaders that want to become model railroaders, about this great event. As our event saying goes... "ask questions, get answers!". Hope to see you there!

Once again, fall and winter are upon us. That means it's time for model Railroading!! No more lawn work, boats been put away along with the hot rod, so let's have FUN and do some model railroading!

Thanks for reading..

MODEL RAILROADING IS FUN!

HOTBOX CORRECTIONS

NCR "OOPS"....

Always striving to be correct, is something we will try to do with the HotBox. But, we are also human and mistakes happen. Please forgive us, these are usually NOT intentional! We're getting older, fingers fatter and eyes dimmer. Thanks for your understanding.

Corrections for the August 2008 edition of the HotBox are-

- * **Marte** should have been **Marty** for the columnist's name, pg 20
- * The counties of **Mecosta and Osceola** should have been listed with Division 4, not Div 7, pg 24
- * **next month**, should have been **next issue**, back cover page
- * **Fall 2007** should have been **Fall 2008**, pg 2

FRONT COVER PICTURES- Photo Best of Show- NCR 2008 convention; Joe Bliss's layout

REAR COVER PICTURES- Blissfield Model RR Club layout

NCR - NORTH CENTRAL REGION

BOARD MEMBERS & DIVISION LEADERS

President

Jack Watson
31683 Hiddenbrook Dr
Chesterfield Twp, MI 48047
586-598-7407
jwatson1212@sbcglobal.net

Vice-President

Dave McMullian
279 S. River Rd
Waterville, OH 43566
419-878-4888
davemcmullian
@earthlink.net

Secretary

Larry Wolohon, MMR
46963 Brooks Ln
Plymouth, MI 48174
734-454-4816
larrywolohon@comcast.net

Treasurer

Dean Pyers
8212 Clay Ct
Sterling Hgts, MI 48313
586-979-7319
dpyers@aol.com

Registrar

Marty LaForte
44370 N Umberland Cir
Canton, MI 48187
734-459-5173 home
lafortes@gmail.com

Directors

Marvin Linke
15559 Mountainside
Macomb, MI 48042
586-786-6275
marv11@comcast.net

Bill Neale
38126 Connaught Dr
Northville, MI 48167
248-477-7875
wneale@twmi.rr.com

Tim Fisher
641 Roslyn Rd
Grosse Pte Woods, MI 48236
313-881-2607
tafisher1@comcast.net

Resident Agent

Uwe Thormaehlen
48266 Pheasant
Chesterfield, MI 48047
586-949-1878
thormaehlen111@comcast.net

NMRA Director

Dave Thornton
2027 Jeffery Dr
Troy, MI 48085
248-879-6806
dthorn5552@aol.com

Model Contests

Glenn Joppich
16353 Fairway Dr
Livonia, MI 48154
734-464-6004
steambigot@yahoo.com

Achievement Program

Larry Wolohon, MMR
46963 Brooks Ln
Plymouth, MI 48174
734-454-4816
larrywolohon@comcast.net

Photo Contests

Dan Lewis, MMR
3760 Samuel
Rochester Hills, MI 48309
248-852-7239
danlewis@tcchapel.org



Division One

Charles Williams
2347 Manoa Lane N
Toledo, OH 43615
419-843-3136
Cwillial@verizon.net

Division Three

Chuck White
6418 Midchannel Way
Fort Wayne, IN 46845
260-760-1666
railcarman@verizon.net

Division Four

Skip Luyk
3165 Lostcreek Tr NE
Grand Rapids, MI 48525
616-363-3453
heluyk@yahoo.com

Division Five

John Hartmann
1672 Eifert Rd
Holt, MI 48842
517-694-8925
oakandco4@aol.com

Division Six

Glenn Joppich
16353 Fairway Dr
Livonia, MI 48154
734-464-6004
steambigot@yahoo.com

Division Eight

Jerry Shanek
347 Eckford Dr
Troy, MI 48085
248-321-6097
jerry.shanek
@arvinmeritor.com

Division Nine


David Simmons
630 Louise Dr
Ann Arbor, MI 48103
734-662-9807
david@aamrc.com

Division Ten

Donald Harbin
2107 Calumet Ave
Flint, MI 48503
810-238-0703
rpdonald@comcast.net

PRESIDENTS OBSERVATION *by Jack Watson*

As this is written, it is very early October, beautiful crisp days and already another column is due. How time flies! Probably would not mind it so much, if it would allow me to get more done on the layout! Have had much trouble forcing myself down there, post National Convention. With winter coming on, I am looking forward to getting down to the basement, adding some scenery and building, or at least finishing some started buildings. Everyone knows that I need more buildings!



Just recently returned from a great Convention in Toledo, if you missed (for any reason), FAST FREIGHT '08, you gyped yourself! There were many, many activities that you could have participated in! Prototype Tours teach how the real ones do it! Layout Tours give the opportunity to see what others are building; what is new, what you could use on the home pike and generally what is the latest and greatest in model railroading! There are Operating Sessions available, you can go run on some different layouts, you can even learn how to operate if you've never tried! Clinics galore, lots and lots of topics available; and most of the clinics, are repeated so if you really want to see topic C you can, and then catch topic H at an alternate time! There is/was a spectacular Contest Room with many entries available for your viewing, (you might even try judging, there are set rules and Contest Chair Glenn Joppich will gladly help you learn the ropes - you should try it, I guarantee you will learn lots of valuable information!), and you will enjoy it! Finish it off with a ticket to the Awards Breakfast, if there is anything model railroaders are good at, it is eating! We had an absolute, Banquet so much food, so little time! An added attraction, is the announcement of the Contest Winners, a very small amount of speechifying (nobody could talk much after the four plus hour Board of Directors Meeting on Saturday afternoon!), followed by an address given by the keynote speaker, this time it was Allan McClelland of Virginia & Ohio Railroad fame. The whole point is; YOU should have been there, and you probably were not! It can be done without spending a fortune, I went for three days and two nights and spent less than one-sixty, and I stayed at a Hotel, not with relatives! The thing is YOU have to get-up and GO, or YOU miss out!

Now for some more general information; the structure of the NMRA has changed, and it has an effect on the North Central Region! When you pay your annual dues to the NMRA, you automatically become a member of the North Central Region. There are no longer any NCR Membership dues to be paid! As a member of the NCR you are entitled to one annual notification of Region News and Events, also any business that is current and any ballots or election information. If as a member you wish to receive the hard copy edition of the Region Publication, the "HOT-BOX" you will have to renew a subscription, which can be done thru the NMRA, at annual renewal time. If you are already a subscriber, or are a LIFE Member, do not be concerned, you will continue to receive your mailed copy. The new renewal rate will become ten dollars, hopefully this will be accomplished by calendar 2009. The PDF down-loadable version should be available then too, and you will have to decide whether to pay for the hard copy or download the PDF, no fee's involved!

Remember I am nearly always available, to have my ear bent! Many such conferences were engaged at the FAST FREIGHT '08 Toledo Convention, actually I think my ears are still warm! It is a good thing - that is the only method of finding out what is on your mind! Probably your best bet, is to send me an e-mail jwatson1212@sbcglobal.net or phone me in the evening @ 586-598-7407 I will answer all inquiries, or be happy to listen to anything you have to say about the Region - that is what I am here for!

THANK Jack

NCR CONV CONTEST RESULTS

by Glenn Joppich/Dan Lewis

NCR CONVENTION

The 2008 NCR Convention, Fast Freight '08, sponsored by Division One in Toledo, had a very good turnout of models and photos for the contests. Thanks to those that entered, Thanks to the judges and Congratulations to the winners!

Dan Lewis, Photo Contest Director

It was an excellent turnout for the model context this year. We had over 30 entrants. The level of skill exhibited by all the modelers made judging a very difficult task. All the participants are to be commended. I would also like to thank my fellow judges for their help, Larry Wolohon, James "Hockey" Hockengerg, Philip Gliebe, Greg Rich and Marty LaForte. And a big thanks to the folks from the Toledo Fast Freight '08 staff for all their help.

Glenn Joppich, Model Contest Director

PHOTO CONTEST WINERS

Best of Show - Bruce Carpenter
"Metro Night, Joliet, IL"

Prototype Color Print

1st Tyler Harmann
2nd Mark Krueger
3rd Bill Gawthrop

Black/White Model Print*

2nd Doug Tagsold
3rd Doug Tagsold

Model Color Print

1st Doug Tagsold
2nd Bruce Carpenter
3rd Bill Gawthrop

Black/White Prototype Print

1st Susan Parry
2nd Susan Parry
3rd Ted Nemeth

Honorable Mentions

Model Color Print- Skip Luyk,
Jim Treadaway, Bill Gawthrop
Prototype Color Print- Marv Linke,
Bill Gawthrop (2), Bruce Carpenter

MODEL CONTEST WINERS

Best of Show
Sam Swanson, Windes Fine Fish

Steam Locomotive

1st: John Gardner
Ma & Pa 2-8-0 Consolidation

Diesel Locomotive

1st: Philip Gliebe
Narrow Gauge Switcher

Passenger Cars

1st: Greg Rich
New Baltimore & Fair Haven Rwy.
Passenger Car
2nd: Stephen Kellog
ATSF Baggage Car

Freight Cars

1st: Larry Wolohon, Southern Box Car

Caboose

1st: Philip Gliebe
CB&Q Transfer Caboose

Structures On-Line

1st: Dan Lewis, Choteau Station
1st: Marve Linke, Snow Shed
2nd: John Bussard, Factory
3rd: Joel Goldberg, Engine House
3rd: Howard Andrews, Sub-Station

Structures Off-Line

1st: Howard Andrews, City Building
2nd: John Wissinger, Summer Cottages
3rd: John Bussard, Billboards

* Since there were only two entries, the judges have the option (vis-a-vis the NMRA policies) to waive a 1st place entry, and in this case they did so.



LIGHTED UNCOUPLER TOOL

by Norm Logan

**NCR HOW-TO
ARTICLE**

OR- an OPS Tool for Dark Territory!
Even with the best of lighting on most layouts, the operator on most train crews face that great challenge: uncoupling a car. Of course, the person blocking your light could simply be you. The problem remains, how do I see that little air hose in that dark space in between the two cars. What you need is an uncoupling device with a light.

The first time I saw this device was in the '80s on Tom Lendzion's HO layout in Dearborn. Tom used big fluorescent lights overhead. I was switching the town of Dearborn when Bill Mcquire came into town to drop off cars. With both of us blocking the light behind us, Bill bunched up the slack on his train, clicked the device and quickly uncoupled the cars. WHOA...backup... he clicked the device? Yep, it was a penlight with a short piece of steel rod wire that taped to it. "Wow, let me see that thing", I said. It was so simple, a penlight, a short piece of steel rod and some tape. Every time I would go though the check out line at ACO I looked right at those things on the rack- a penlight. Why didn't I think of this application?

Later, I made several of the penlight uncouplers for my MICHIGAN SOUTHERN RAILWAY at home. However, the pens were running out of juice. I needed to buy some new ones. Going back I found that they no longer carry that type of penlights. I happened to be in a DOLLAR STORE and saw a rack of key chains with LED push lights on them. WOW LED push lights. This might be better and last longer. So I bought one and took it downstairs to my layout. The LED's keychain lights are 40% brighter than the old ACO penlights. And with most of our railroad modelers getting up in age (sorry)... this really helps those tired eyes at 11pm.

Doing some further detective work, I found that CVS, Walgreen's and other stores carry a type of penlight that takes batteries but has LED's. This was great because you didn't need to throw away your device, just change the batteries!

The next problem was how to affix the steel rod to the penlight. Bill Mcquire had used electrical tape to stop the rod from floating around. However, after awhile the tape got hot and started to float on the pen. Many times this released the rod from the light pen. I tried to use rubber bands - didn't work. However, I had some of that foil tape that you use for ductwork on dryers connecting to the hot air outtake. This stuff is sticky and once you attach it, it is on. The penlight uncouplers that I built some 20 years ago are still working great and the rods do not come out or wiggle from side to side. This sticky tape works great.


So build an OPS tools for yourself. Takes 5 minutes.



A normal uncoupler tool



Let there be light!



You need:
 One penlight or key chain light.
 One 6" piece of .036 steel rod (at your hobby shop).
 One roll of Foil tape for duck work (hardware store). Not DUCKTAPE - this is too sticky and will gum up the pen.

To build:
 Take the penlight and fit the rod to the light end. About 2" on the pen and 4" hanging over the pen. Careful not to touch the sticky side...take the foil tape and wrap the tape over the rod and all the way around the pen. Cut tape. Push the tape so it holds the rod tightly to the pen.

Next - take the device down to your layout. Click the pen on to see how the rod and light line up. If the light over shoots the area between the cars, put a small bend in the rod so when the light is shining in-between the cars the rod can touch the air hoses. Hey, you're done!

Even though he is no longer with us, we can all thank Bill Mcquire for his first proto type lighted uncoupling device. We just brought it up to speed with the new technology. Your eyes will thank you at your next OPS session.

We know YOU are a member... but how about passing this great deal on to your friends that have an interest in model railroading! November **IS** National Model Railroad Month... support and promote YOUR hobby!!!

Introducing the best deal in model railroading.

Join the NMRA for 6 months for just \$9.95*!

Sign me up!

Fill out this form and include your payment. **U.S.:** Send \$9.95 (U.S.) to NMRA-Rail Pass Membership, 4121 Cromwell Road, Chattanooga, TN 37421-2119. **Canada:** Send \$9.95 (Cdn) to NMRA-Canadian Rail Pass Membership, 69 Schroder Cres., Guelph, ON N1E 7B4, Canada.

Name _____

Address _____

City/State/Zip _____

Phone (____) _____

Email _____

Check Credit card

Credit Card # _____

Credit Card Exp _____

Signature _____

*Rail Pass offer is for new members and those who have not been NMRA members for two years or more. Individuals can join at Rail Pass rates only once; membership renewal will be at the regular membership rate. Rail Pass members can attend conventions and participate in contests, but cannot vote or hold office and will not receive a New Member Pak.

- Have easy access to one of the world's largest railroad libraries...which includes over 100,000 prototype photos, 6,000 books, and over 50,000 modeling, prototype and historical society magazines
- Experience the fellowship and fun of getting modeling help and discussing the hobby with other members in your area
- Receive reduced rates on special insurance for your layout or collection
- Get admission to local model railroad meetings & events
- Receive 6 monthly issues of *Scale Rails* magazine
- Have access to standards info and data sheets
- Be a part of programs like "Modeling With The Masters," the Pike Registry, Estate Counseling, contests, clinics, the Achievement Program and more!

Also available in Canada!



Visit www.nmra.org to see what you're missing!

So much bang. So few bucks.

MY NEW LAYOUT DESIGN by Glenn Joppich **NCR LAYOUT DESIGN**

I recently moved into a new house and as any avid model railroader I immediately started thinking about a new layout. Well, that's not exactly true. I started thinking about it the day our offer was accepted. We started moving into our house on May 10th and my planning began in earnest. As I began writing a few ideas down in my journal, I thought maybe I could do a series of articles for the Hot Box while I was building it. I consulted with the new editor and he thought it was an interesting idea so here we go.

Unlike most of my contemporaries I did not upgrade the layout room in the new house. Square foot wise it is about the same size but the room is more linear. The new room is approximately 12' x 24' which is roughly half the basement. I did a quick drawing when we moved in and set some initial goals-

2' Maximum reach to track;
3' Aisles; 48" Minimum radius

Of course as is the case in all things about layout design there already appear to be necessary compromise. I think 48" radius may be too great for a hard and fast rule and that 3' aisles may be a bit ambitious.



This is Glenn's last layout - nice!

As I began to delve more into the new layout I tried to think about what I wanted to accomplish with it other than the most important thing which is having fun. As it stands now, my main goal is to have the layout well under construction and operational with some scenery in place for the NCR convention in October of 2010. At the same time, while designing and constructing it, I plan on completing some of the requirements for a few NMRA AP certificates. The ones I had in mind for this were civil, electrical and scenery.

The timeframe and location for the layout will be the same. Late summer in the late 1920's with the location being the western lower peninsula of Michigan basically between Cadillac and Traverse City. There is a long list of things I want to incorporate into the layout: a foundry, a fish town on Lake Michigan, a pulp mill and paper mill, logging operations and an up north urban area and a small community. Many small businesses typical of the northern Michigan economy of the era and some type of a yard with locomotive servicing facility.

The room I have is mid sized and I want to incorporate as much into it as possible like any other model railroader. But I also want to maintain a level of comfort for my operators and guests when they visit. So with that in mind and the goal of earning certificates, some of the things I want to include on the operation side of the equation is operation for a minimum of four people, trains of up to 15 cars including loco and cabooses, smaller locos (nothing larger than a light Mikado), continuous running, point to point operation, minimize use of #4 turnouts (definitely not on mainline), 2 degree maximum grade (flexible to 2.5 if needed in hidden areas), absolutely no duck-unders and no pop ups.

I imagine that as time goes on some of these will be modified but they are a pretty good starting point. In the next article I hope to have a rough draft of the design done and will let you know my thought processes as I worked on that. See you next issue.

Hmmmmmm, what a difference a few years makes!

Circa 1968 and the Penn Central is running the high iron through Delta, Ohio
Then, fast-forward to 2008 and we see successor Norfolk-Southern on the same rails but with new signals.

Photos send via email from Jack Watson/Dave Jakubiec





Lansing Model Railroad Club



2008 Train Show & Sale

**Michigan State University Pavilion
East Lansing, MI**

**SUNDAY, NOV. 9, 2008
10:00 am to 4:00 pm**

FREE PARKING!
See Running Trains - Expert Demonstrations
One of Michigan's largest with over 400 tables!

Map on Back!



Admission: \$5.00 Adults
\$2.00 Children 6-12 yrs
Free under 6 yrs and scouts in uniform

Information:
Ron St Laurent (517) 347-1831
E-mail: nd5s@arrl.net

Michael Frezell (517) 321-6776 (eve)
E-mail: frezellm@sbcglobal.net
www.lmrc.org



Tables: \$20.00 Paid in Advance
\$25.00 After Oct. 19, 2008

Table Reservations:
For table order forms, visit our website at:
www.lmrc.org

Send check or money order made payable to:
LANSING MODEL RAILROAD CLUB
P.O. Box 1305
East Lansing, MI 48826-1305



A Train Load of Fun for Everyone!



C&O F-7's hold the mainline, while a pair of Allegheny Central FA-'s take the passing track at Meadow Creek Jct.

The Allegheny Central is the HO scale layout of Div 6 member Joe Bliss. His layout has been in operation for 30+ years and he continues to improve it. Thanks for letting the NCR railfans, access to your railroad!



Covered hoppers waiting unloading at the Purina feed mill in Huntington.



Pere Marquette 2-8-4 Berkshire #1225 hauls a fast freight upgrade toward Thurmond, WV.



C&O F-7's on the fueling track at Huntington, await an assignment.

A BLI / NKP (ex.W&LE) "Heavy" Mikado heads for the water plug.



The "C&O Sportsman" readies to depart Huntington while the "Doodlebug" waits to depart with a local.

DOUBLE HUNG WINDOWS

by Al Crowley

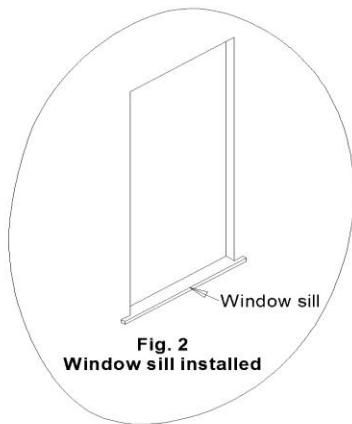
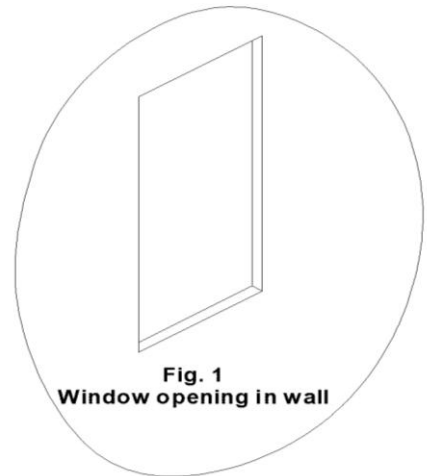
**NCR HOW-TO
ARTICLE**

I was recently faced with having to build several sets of doors and windows for a model of the Montrose Train Station. No exact replicas were available commercially. After some consideration of what was required I decided they would have to be built from scratch. I had the following requirements:

1. They should be relatively easy to build in styrene.
2. The windows were double hung and the lower window pane should be inside the upper window pane especially when viewed from the outside.
3. They should be less than .04 thick so they did not extend into the building interior.
4. The material used to construct the sash should be close to scale dimensions.
5. Interior trim was to be applied as well as exterior trim.

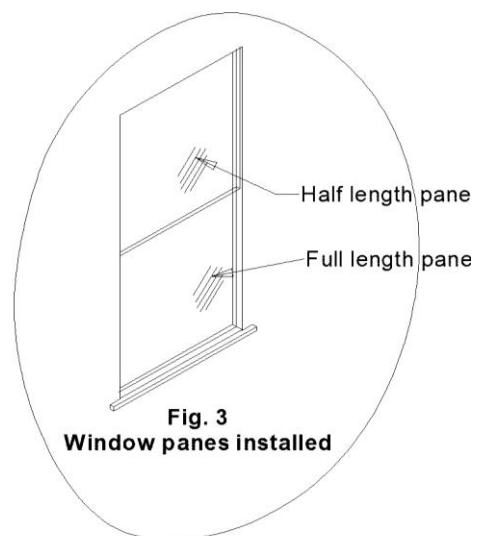
Before starting to describe the process I used I would like to recommend you have a system in place to cut several pieces to exact length and angle dimensions. A back fence and adjustable stop will greatly speed up the process.

I began to construct the windows by cutting the window and door openings in the walls as shown in Figure 1. These were cut to width and .015 higher than the finished window height to allow for the sill thickness.



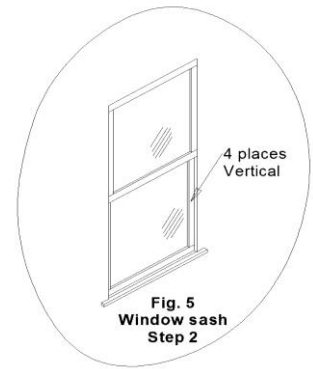
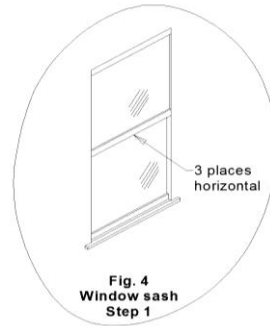
I cut a strip of .015 thick x .060 wide plastic for the window sill (Figure 2). This piece should be wider than the finished trim on the outside of the window by about 1 scale inch on each side. Notch both ends equally so the sill fits into the window opening and sets flush with the inside of the wall.

For the window panes cut a length of clear plastic from a shirt collar packaging stiffener or similar material. I used the collar stiffener because the material does not discolor or haze when exposed to plastic cement I use. The window is trapped in opening and strength is not critical. The material should be cut to a width that is a snug fit in the opening and one and one half times the length of the height of the window from the top of the sill to the top of the opening. Once you have done this cut one third of the end. This will be the top half of the window. See Figure 1. Insert the two pieces into the opening and press them flush with the inside of the wall.

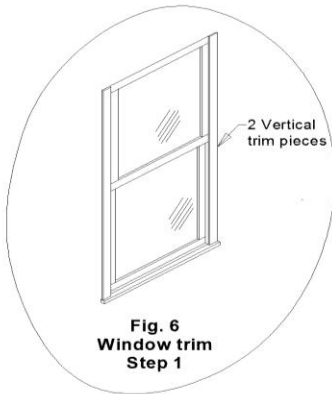


Touch each side with a small amount of plastic cement. Be sure to check the material for compatibility with the cement before you go to far.

Once the panes are in place cut three pieces of .01 x .02 strip long enough to fit snugly in the opening. These pieces are the top middle and bottom members of the window sash. The middle piece should be at the center of the window.

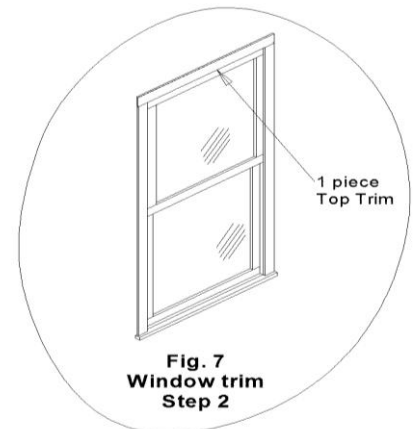


Next cut the four vertical side pieces of the frame from the same material and fit them between the three cross pieces. One on each side of the top and bottom panes. Add a small amount of cement to hold everything in place.



The final step on the outside of the window is to add the trim pieces around the outside and inside of the windows. I did all the outsides first and then finished the inside trim. I cut the outside trim from .01 x.06 styrene strip since this is close to the 5 ½ inch wide trim used in the original building. Cut the 2 side pieces to go from the top of the sill to the top of the window opening and fasten one on each side of the window. Next cut the top trim piece. This is usually the same width as the side trim.

My window trim extends up to the underside of the roof overhang so I cut a piece of .01 x .10 wide slightly longer than the dimension over the outside of the window trim on the sides of the window. Center this piece on the window and fasten in place. (Figure 7)



If you are adding interior trim around the window now is the time. Turn the wall over and add the interior trim following the same procedure as the exterior trim. The one exception on the interior trim is the window sill. Since the outside portion of the sill extends flush with the inside wall surface the inside sill only needs to be a piece of .015 x .02 material to form the inside portion of the sill.

The interior trim on my windows is closer to 4 inches than the 5 ½ used on the outside. To duplicate this I used .01 x .04 for the side and top trim.



The HotBox- THE FUTURE! part 2 by Barry Hensel **NCR INFORMATION**

Hello again... First off, let me say that I am sorry that I thought what we had decided in a committee meeting was what was going to happen with this publication. However, our decision still had to go before the NCR Board for approval. We had that chance at the recent NCR Convention in Toledo, which is when we hold the annual NCR Board meeting. Well, after some very intense discussions, I have good news and not so good news.....

First, the HotBox will continue to be printed and mailed. It will also be posted on a website for reading online and downloading. The printed version will be black & white, the online version in color! That is the good news.

The not so good news is that there will be an increase in the subscription price from \$7 to \$10 per year. This increase is to help cover the increase in printing and mailing. You only have to pay this fee, if you want the HotBox in the printed/mailed form. If you are happy getting the HotBox online, you do not have to pay!

Next, we will also start charging for Train Show ads and Pike ads. Train show ads will be \$20 for a 1/2 page - one issue, \$40 for two issues; \$30 for a full page - one issue; \$50 two issues. Any event directly sponsored by a NCR Division, would be exempt. These prices go into effect for the February 2009 issue.

For Pike Ads, the old/existing prices were \$10 small, \$20 double, \$40 for a quad ad space. These fees were yearly. The **NEW** fees will be \$15 small, \$30 double and \$60 quad, but these are for a 3 year period! OR, you can pay \$50 small, \$100 double and \$200 quad for a Lifetime ad. We will try to get everyone that has a Pike Ad a renewal form, but if your ad is OK as it appears in this issue, you can simply send us a note and payment. We will give everyone a one issue "grace period" in the February 2009 issue. Once that issue is issued, if your ad is not paid for, it will not be printed, until it is paid for.

Lastly, we have heard that most hobby shops will not purchase ad space in the HotBox. This is mostly due to business conditions. But I still want their involvement in this publication, which would hopefully help their business. We will be contacting any/all hobby shops in the Region and making them this offer- a free business card size ad in return for a web link from their hobby shop site to our NCR-HotBox site and their continued support of our local events, like show and conventions, with door prize items.

Speaking of payment... please follow these instructions!!

** To subscribe to the printed/mailed version of the HotBox, send your subscription fee to the NMRA with your regular NMRA renewal. Please add a note stating the \$10 is for the HotBox. We will be using the current subscription list for mailing and will add/remove people from that list as NMRA renewals come in to us. So if you have renewed recently, you are all set for 2009. If you are renewing during Nov 2008 or beyond, this new rate is needed to continue your mailing. ALSO- please call or email NCR Registrar, Marty LaForte and let him know you have subscribed. This will act as a double check with the NMRA! Some problems with not receiving issues has been that the NMRA list is not complete, so this double check is important to us and you, to try to insure you get your HotBox!

** To pay for a Train show ad or a Pike Ad, send your payment to me, Barry Hensel, HotBox Editor. (address on page 2)

All checks/money orders need to be made out to **"The North Central Region, NMRA"**

OK... now you know the future of the HotBox! These policies will be in effect for one year from this issue and will be re-visited again at the NCR Board meeting at the next NCR Convention.



DIVISION 6 of the
NORTH CENTRAL REGION of the
NATIONAL MODEL RAILROAD ASSOCIATION
PRESENTS-



30th ANNUAL!

MODEL RAILROAD SHOW & WORKSHOP

Sunday, November 30th, 2008 11am-4pm

LEARN HOW TO DO & ENJOY MODEL RAILROADING!

This is NOT a sale or swap meet!

SEE DEMONSTRATIONS

on power systems, scenery, kit building, structure building, backdrops, wiring, track laying tips, & basic building techniques.

ALSO SEE historical displays, FREE engine repair, video tape shows and operating model railroad layouts! Refreshments will be available.



PARTICIPATE IN a raffle for many prizes of model railroad items and an open model railroad model contest.

GREAT FUN FOR THE ENTIRE FAMILY! STOP BY FOR A VISIT, ASK QUESTIONS, GET ANSWERS!

The **MODEL RAILROAD SHOW & WORKSHOP** is located at the
LIVONIA SENIORS BUILDING
Farmington and Five Mile Rds.

Entry Fare: FREE ADMISSION !!!

Division 6 Model Railroad Workshop Model Contest Rules

The contest will be open to anyone wishing to enter a model. You do not have to be a Division 6, NCR or NMRA member.

Models **MUST** be on display between 12:30pm and 3pm and participants **MUST** be present during the awards ceremony at 3:30pm. Models not picked-up at 4pm will be left unguarded in the building! Division 6 assumes **NO RESPONSABILITY** for models left after 4pm!!!





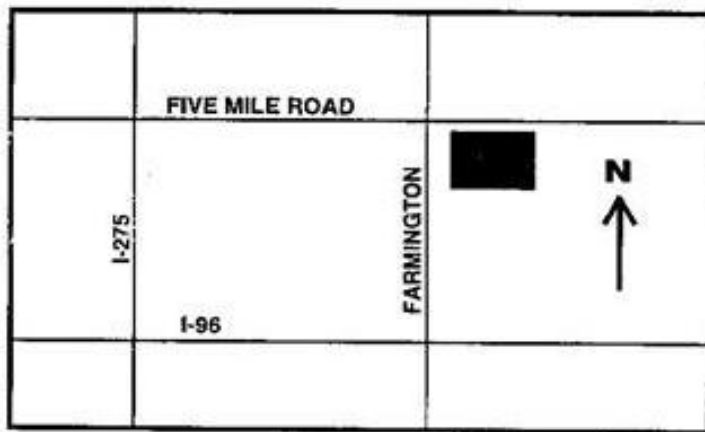
Awards will be given to the top three models in these categories-
steam locomotive, diesel engine, misc. motive power structures, rolling stock

One award will be given to the Best in Show. Awards will be presented by popular vote of all participants and spectators at the Model Railroad Workshop.

This contest is not an NMRA sanctioned event. No NMRA points or awards will be given.

All decisions of the Fall Workshop Committee are final.

To enter a model, simply attend the Fall Model Railroad Workshop and bring your model to the contest area, fill out the display card and place your model on the display table in the proper area. Assistance will be provided.



Here is a section of the HotBox where your news items, rumors, and gossip of just about anything in the Model Railroading hobby can be reported. Heard someone is coming out with a new model? Heard a new hobby shop is opening? Whatever it is, send it to us and we'll let everyone else know!

BTR#1- Sent: Thursday, August 28, 2008 3:49PM
Subject: News: Oso has acquired NorthWest Short Line

Some of you have been wondering about the fate of NWSL, with founder Raoul Martin looking to retire. I'm pleased to announce that Oso has acquired NWSL in its entirety, and we've already moved part of the business from Seattle, WA to Hamilton, MT, with the rest to follow within a couple of weeks. As you may know, NWSL product availability has been waning over the last few years, the result of attrition and of Raoul's retirement plans. We plan to reverse that (after the dust settles, give us a while...) and do our best to get the entire line back in production and available again.

To help with news and announcements, we finally got around to getting a real mailing list package and we've added it to our websites. If you're interested, please go to www.osorail.com or www.nwsl.com (both feed the same list) and sign up. If you signed up on our old list, it wouldn't hurt to sign up again since the import process wasn't exactly smooth.

Many of you have also been asking about the Shay book, which remains a priority for us but remains a big, slow behemoth. Also, because Shay enthusiasts tend to be fairly intense, we're doing all we can to be as accurate as possible when we go to press to avoid a legion of pitchforks and torches. That said, we're trying to wrap that portion up fairly soon, which will give us some tangible pieces to work with. Please stay tuned, and note that we'll be using the new mailing list thing to make announcements. Thanks!

Dave Rygmyr, NorthWest Short Line, Oso Publishing & Evergreen Hill Designs
(submitted by Div 6 Ken Borj via email)

BTR#2- The Train Barn is located on the south side of Kalamazoo. It's a 2 story hobby shop and display layout with HO & N on the first floor and O scale on the second floor. It's about 3000 sq ft! It's a nice place to visit, been around for 40 years, but is closing March 8th 2009. In the mean time they are reducing their hours. This is due to health reasons. To check their new hours call 269-327-9933.

(submitted by Div 6 member Rich Smith)

BTR#3- LAST CALL- Per an article in the Detroit Free Press issue of October 4th, Allen Brown, majority owner of the Star Clipper and the Walled Lake Express dinner trains confirmed that the trains will be moving on after the first of the year. The Star Clipper is expected to end up at a destination location on the east coast. The Walled Lake Express may be moved to the Traverse City area. You can contact the Michigan Star Clipper or the Walled Lake Express at:

www.rail-road.com or call 248-960-9440. Other dinner trains in Michigan include: **The Old Road Dinner Train**, Blissfield and Charlotte, www.murdermysterytrain.com 888-467-2451; **Mountain Town Ltd.**, Mt Pleasant, www.mountaintown.com 989-775-2337; **The Cooperville and Marne Railway Co.**, Coopersville, www.coopersvilleandmarne.org 616-997-7000
(submitted by Marty LaForte)

DISCLAIMER!!- While we will try to verify most stories, the HotBox, HotBox Editor, NCR Board of Directors, it's agents and representatives will not and can not be held responsible for mis-information presented in this column!

Division One (Toledo, Ohio area)

Starting September 2008, we will be meeting at Collingwood Presbyterian Church located at 2108 Collingwood Blvd. at Floyd St. near downtown Toledo. In an effort to comply with the National Model Railroad Association rules governing Liability and Insurance coverage for Division One events, Division One has agreed to be a 100% NMRA membership organization. www.divisiononencr.org

Division Three (Fort Wayne, Indiana and western Ohio area)

We meet monthly, year round on the second Tuesday of the month. Our meetings are held at the UM Church of the Covenant 10001 N. Coldwater Rd, Fort Wayne, IN. (1/4 mile S. of DuPont Rd.) Use rear entrance. www.hoosierdiv3nmra.org

Division Four (Grand Rapids and west Michigan area)

Div. 4 continues to meet quarterly with other special events thrown in. For more information contact: Skip Luyk, 616-363-3453 or heluyk@yahoo.com

Division Five (Lansing and mid-lower Michigan area)

Meets on the Second Saturday of each month in the basement of the main library of the Capital Area District Library, located at the corner of S. Capital and Kalamazoo Sts., Lansing, MI. Meetings start at 1pm. www.div5.ncr-nmra.org

Division Six (Wayne County, Detroit area)

Meets on the THIRD Friday of each month at the Livonia Senior Center, 15218 Farmington Rd, one mile north of the I-96 Jefferies Fwy. Meetings start at 7:30pm and last until 10pm. www.div6-ncr-nmra.com

Division Seven (mid-upper Michigan area)

Division Seven is currently inactive. Any Volunteers??

Division Eight (Oakland, Macomb Counties, north Detroit area)

Division Eight meets at 7:00 pm, on the third Thursday of the month, at Troy Christian Chapel. The chapel is located at 400 East Long Lake Road in Troy, Michigan. It is between Rochester and Livernois roads. www.div8.ncr-nmra.org

Division Nine (Ann Arbor area)

We meet on the first Sunday of most months at 2:30pm at Keller/Williams Realty at 2144 South State Street. Use Exit 177 off I-94 (Briarwood Mall) and go north toward downtown Ann Arbor. Turn west into the parking lot with the entrance to the building on the upper level. (Look for the NMRA sign at reception desk.) No meetings scheduled for July or August (summer recess) www.div9.ncr-nmra.org

Division Ten (Flint and Saginaw area)

Meetings are held the third Tuesday of the month at 7:30 PM at Woodside Church 1509 E Court St Flint, MI 48503 www.ncr_division10.tripod.com

OTHER GROUPS meeting in the NCR AREA

The HotBox has traditionally listed several other train groups and their meeting times and places. However, after doing a bit of research to verify some of the existing information, we have found that there are well over 60+ different model and proto-type groups within the NCR boundaries. We can never list that many. However, you can see that list, as it is a website (at least for Michigan based groups). Please access this site- www.michiganrailroads.com

NCR REGISTRAR NOTES

by Marty LaForte

NCR INFORMATION

During September, seven new members joined the NCR. So the next time you see John Brundage of Tiffin, Henry Weimer of Temperance, Bruce Stier of Fort Wayne, David Grignon of Waterford, Michael Hutson of Ortonville, Brendan Lavis of St. Clair Shores and Sue Tepatti of Troy invite them to your next Division meeting.

Thanks to the ten members who have forwarded to me their revised/corrected email address. Not sure if we have your most recent email address, forward it to me at lafortes@gmail.com.

Per the September information forwarded from the National, our region has 903 members. Division 1 is home for 98 members, Division 2 does not exist so there is only a ghost floating by and Division 3 has 56 residents. Our Second largest Division is 4 with 145 members while Division 5 includes 74 members and 127 call Division 6 home. Division 7 (inactive) is our smallest division with 34 members and our largest is Division 8 with 249 members. Division 9 has 40 members and Division 10 is home for 43 modelers. There are 37 members who live outside of our boundary who have asked to be included on our roster.

Martin E. LaForte, Registrar NCR-NMRA

RAILROADING "WHAT THE ???"

NCR HUMOR

This is on the Peoria & Western, ex-TP&W (Toledo Peoria & Western), ex Santa Fe, nee-TP&W (owned by Santa Fe and Conrail and it's predecessors). This is about 1/2 mile west of Good Hope, Illinois.

P&W is an extension of the Keokuk Jct. Railway and is owned by the Pioneer Rail group. The STB forced the TP&W (Rail America) to sell the line to KJRY when they wanting to scrap the line.

I do know who put the sign on the engine. Apparently everyone got a kick out of it. This was during the flooding in the midwest the summer of '08. Not the current flooding going on presently!

Tim Ren

Via email from Jack Watson



Oh boy... !!
glad this wheel set was changed out!

Hmmmmmm..... look what you did!

FAST FREIGHT '08 WRAP-UP!

by Fred E Lux

NCR INFORMATION

The 2008 NCR regional convention in Toledo has come and gone. The 200 or so NCR members and guests that attended the convention had a great time.

The ops sessions were definitely a hit this year. And with the exception of one layout that experienced electrical problems, all went well. It seems as if Murphy has to strike at least once. There were a total of 92 operating slots spread over three days. Only a couple of these slots were not filled. At least one attendee was heard to proclaim that now he had to go home and redesign the layout he was building to accommodate some ops opportunities.



Operations on Don Bigney's HO layout

Do-it-yourself layout tours were also a success with 24 layouts open Friday, Saturday, and Sunday. Everything from G to Z-scale was open at one time or another. Layout hosts all reported good attendance at their homes. It appears that having 30-60 people coming through a layout on any given day was the norm.



Clinician Jerry Sahagian

All of the clinics were well attended. Many of the clinics were new, rather the recycled repeats from previous years. Clinicians were a mixture of local talent from Division One and presenters brought in from outside the area. Dr. Jerry Albers, Allen McClelland, and Sam Swanson all came in from the Dayton-Cincinnati area. *(If the person who accidentally picked up one of Sam Swanson's props after his first clinic would like to mail it back to the convention registrar, we will see that he gets it back, no questions asked.)* Rich Mahaney came all the way from Cedar Rapids, Iowa to present two clinics for us. For Rich, it was an opportunity to mix business and pleasure. He also got the opportunity to photograph both of Doug Tagsold's layouts. Unfortunately two of our clinicians were forced to cancel due to illness. Andy Sperandio, from Model Railroader Magazine, was unable to make the trip due to a recent surgery and Greg Jones, a frequent contributor to N-Scale magazine was also forced to cancel.

The prototype tour to The Anderson's freight car repair facility on Friday was another sold out event. The hotel lobby was full of people eagerly awaiting the tour bus early Friday afternoon. Judging from the comments overheard later during the convention, everyone that went had a good time. It appears that many people did not realize how large the Anderson's fleet of rail cars really is.



Andersons rail repair facilities

The NCR board members spend a good portion of Saturday afternoon in a board meeting. Several items of interest to all NCR members were discussed. There will be a full report from the board meeting will be published at a later date.

Many opportunities abounded for people to make new acquaintances and renew old friendships. At any given time, groups of railroaders could be seen clustered in the lobby or in the bar, as well as in the Crystal Falls Restaurant in the hotel.

Almost 90 people attended the awards breakfast Sunday morning. If you went away hungry from this breakfast, it was your own fault. The quantity and variety of food was unbelievable. I know that even after the program was over, people were still helping themselves to sweet rolls, sausage links, and bacon. Larry Wolohan presented two awards during the convention. Pete Magoun received his plaque for MMR #396, and Marv Linke received his Model Railroad Engineer - Electrical AP certificate. Dan Lewis and Glenn Joppich announced the winners of the modeling and photo contests and presented best of show in each area.



New MMR Pete Magoun (L), Certificate Winner Marv Linke (R) and AP Chair Larry Wolohon (C)



Keynote speaker Allen McClelland



Get Your Hands On Railroading


Chuck White, Division 3 Superintendent, presented a tantalizing view of what was in store for us at the 2009 NCR Regional convention in Fort Wayne. Many of us are already making plans well in advance to attend what should be another great convention. Keynote speaker Allen McClelland reminisced about his 60 plus years as a model railroader. The first part of his talk focused on his involvement in the hobby over the years and was accompanied by a slide presentation. The second part of his talk focused on how things have changed in specific areas of

the hobby over the years. Finally came the important part of the morning's activities, the door prizes. 30+ people were lucky enough to win door prizes ranging from gift certificates to rolling stock, to complete Dremel Tool sets, and one authentic railroad pocket watch.

The formal activities wrapped up a little before 11 AM on Sunday morning. However many people lingered around to talk. Others loaded up their cars and either headed home, or headed out for one more round of layout tours before wrapping up the weekend. I, on the other hand, helped with the final cleanup at the registration table, and then quietly drove home, exhausted, but pleased with the way things went. Everyone should have the opportunity to chair a model railroad convention at least once in their life. And if they are lucky enough to have a committee as good as mine turned out to be, it actually is fun.



Editors Note- Fred E Lux was the 2008 NCR Convention Chair and he and his staff and all of Div 1 are to be congratulated on a job well done. The convention was a success and everyone had a great time, doing model railroading all weekend!



C&O/CSX as modeled by Chuck Gilbert in HO scale, set from late steam to modern diesel

MORE pictures from FAST FREIGHT '08

The Toledo & Ohio Central HO scale layout of George Presser set near 1958



Doug Tagsold's HO scale layout-
"I do not consider myself a Union Pacific Modeler. I model the DRG&W at the time of the UP merger. I have updated to be able to interchange trays of cars with Bruce Carpenter's BNSF RR. By eliminating the yard from my layout and running staging to staging I can operate with as few as two operators."
Picture by Bruce M. Ernatt



Doug Tagsold also has an On30 layout



Jim Treadaway's Stinky Creek RR



Great Northern RR of Jerry Sahagian

***MORE pictures from
FAST FREIGHT '08***



River Falls & Eastern of Larry Hickman



Based on the Clinchfield & C&O
The Blissfield Model RR Club

5th ANNIVERSARY TROY TRAIN SHOW

MICHIGAN'S HIGHEST ATTENDED TRAIN SHOW in 2008

SUNDAY, JANUARY 18, 2009

10:00 am to 3:00 pm

ATHENS HIGH
SCHOOL
4333 JOHN R
TROY, MI 48085



TROY TRAIN SHOW

GENERAL ADMISSION STILL JUST \$3.00!!
Children 12 & under free when accompanied by paid adult

FREE DOOR PRIZE DRAWING EVERY HOUR

350+ TABLES OF RAILROAD ITEMS

SPECIAL RAFFLE PRESALE BEGINNING IN OCTOBER

GREAT FOOD & REFRESHMENTS

LOTS OF FREE PARKING



VISIT

www.TroyTrainShow.org

FOR MORE INFORMATION OR CONTACT:

Tim Pagel 248-589-9028

Frank Lams 248-823-4052

Scott Bryan 248-823-5060

Annemarie DeLeo 248-823-4075



**Troy Foundation for
Educational Excellence**

All proceeds are returned directly to Troy School District students through Troy Foundation For Educational Excellence teacher grants and student scholarships. For more information on the Foundation, call 248.823.4035 or visit the TFEe's website: www.troy.k12.mi.us/foundation/index.htm

Scheduled to return - *Little Obie* - Canadian National's miniature diesel locomotive. Weather Permitting Little Obie will provide FREE rides to any child or adult in the parking lot.



Convention Registration

The registration form is available in printed form or as a download from the convention website. Electronic registration is not available. To control costs, we intend to use e-mail as much as possible; please provide a valid address.

Mail your completed registration form along with a check or postal money order (no cash please) for all registration fees and convention merchandise to the convention mailing address shown below.

Questions?

Please contact us.

Direct all inquiries to the chairperson:
railcarrman@gmail.com

Convention mailing address:
Northeast Hoosier Division 3, NCR
c/o Dick Moessner
13820 Messenger Bay
Ft. Wayne, IN 46845

Northeast Hoosier website:
<http://www.hoosierdiv3nmra.org>

Convention website:
Go to Northeast Hoosier address and click on the convention logo.



Fort Wayne Rail Heritage

Fort Wayne has a railroad history dating from 1852, when the first locomotive was brought here by canal boat. It was used in the construction of the rail line eastward; the first train arrived on October 31, 1854. Continued construction connected the city to Chicago and other points west. Fort Wayne became the home of many railroad shops. The best known was the Pitsburgh, Fort Wayne, and Chicago Railway shops (later the Pennsylvania). At the turn of the century, there were a dozen rail lines with 200 trains. Today, there are two companies and good traffic (not 200 though). In fact, the elevated route of the Nickel Plate (now Norfolk Southern) is on the canal bed. A Google search for "Fort Wayne Shops, railroad" immediately brings up many articles and resources discussing the Pennsylvania Shops. Please feel free to investigate for yourself.

Recognizing our rail heritage, the convention planning committee decided to tie together many elements. Our logo incorporates the NMRA symbol with a Pennsylvania keystone station sign. Our title Fort Wayne Shops 2009 invites you to "Get Your Hands On Railroading" and build many clinic projects, friendships, and memories.

Welcome to Fort Wayne & Allen County, Indiana

Fort Wayne Convention & Visitors Bureau
(260) 424-3700, (800) 767-7752
<http://www.visitorfortwayne.com>
Check out the Visitors Guide online.

Fort Wayne photos, information, and links
<http://aroundfortwayne.com>

Fort Wayne Railfan website
<http://www.fwarailfan.net>



October 15-18, 2009
NMRA North Central Region
Convention

**Fort Wayne Shops
2009**

Get Your Hands On
RAILROADING

Hotel-based Activities

Clinics

- Hands-On clinics (bring your hand tools)
- Demonstrations, presentations, discussions

Contests

- NMRA-sanctioned model and photo contests
- Special popular vote contest – From the convention website, download and print the article and drawing of Wabash Motors. Build a model, enter, and vote.

See website for rules.

Modular Layouts

- Local and regional organizations displaying their layouts

Convention Store / Hospitality Room

- Coffee, drinks, and snacks
- Pre-ordered merchandise pickup
- Convention mugs and cars
- Door prize pickup

Slide Night

- Your shared pictures – See website.

Awards Brunch

- Sunday morning

Travel Activities

Operating sessions

- Thursday evening, Friday morning, and Friday evening

Prototype tours

- Friday and Saturday Home layout tours

- Saturday and Sunday Fort Wayne Railroad Historical Society

- "Engineer at the Throttle" pending final arrangements



Make-n-Take Clinics

Clinics are scheduled for Friday and Saturday.

Clinics include make-n-take activities, discussions, and presentations. Featured presenters include acclaimed prototype modelers: Mr. Jim Six, author of more than 200 model railroad magazine articles, and Mr. Bernard Kempinski, founder of brass model supplier Alkern Scale Models. Bring your hand tools for working with cardstock, plastic, brass, wiring, etc.

The featured make-n-take clinics have a \$5 fee for material costs. The clinics are:

Brass Construction: Learn the methods and techniques to prepare and solder brass components together.

Boxcar Weathering: Practice the application of paints, chalks, and dyes to convert out-of-the-box freight cars into realistically-weathered prototype models.

Resin Casting: Develop skills to create unique parts for that special modeling project via the method of resin mold casting.

Prototype Modeling: Learn tips and tricks applied to commercially-available structures to modify, detail, and enhance them into realistic structures.

Scenery Techniques: Experiment in the application of various modeling media to turn benchwork into realistic scenes.

As space allows, observers may be permitted in the featured clinics with no fee.

A complete schedule of clinics will be available here to help you plan your activities.

Convention Hotel

Fort Wayne Marriott

305 E. Washington Center Road
Southwest corner of I-69 Exit 112,
Coldwater Road exit
(800) 228-9290, (260) 484-0411

The room rate for the convention is \$85.00 per night, plus tax. Contact the hotel directly to make your reservations. Mention NMRA Fort Wayne Shops 2009 to receive the discount from the \$130 corporate rate. Your registration at the hotel helps us meet our contract obligations. Hotel registration and payment is separate from Convention registration and payment.


Thank you.

Schedule of activities at a glance

Thursday	Oct 15	5:00 PM to 10:00 PM
Friday	Oct 16	9:00 AM to 10:00 PM
Saturday	Oct 17	9:00 AM to 10:00 PM (slide night)
Sunday	Oct 18	10:00 AM to 2:00 PM

Thursday	Friday	Saturday	Sunday
Registration	Registration	Registration	
Operating sessions	Operating sessions	Prototype tours	Layout tours
	Prototype tours	Layout tours	Layout tours
	Clinics	Clinics	
		Slide night	
			Awards brunch

Watch for updates on our website.



October 15-18, 2009

NMRA North Central Region 2009

Convention Registration Form

Hotel Registration

Hotel Registration and Payment is separate from Convention Registration and Payment!

Register directly with:

Fort Wayne Marriott
(800) 228-9290 or (260) 484-0411

You **MUST** mention
NMRA-NCR Fort Wayne Shops 2009
to receive the \$85 rate
(discounted from \$130 corporate rate).

Your registration at the hotel helps us to meet our contract obligations.
Thank you.

NMRA No. _____ Region No. _____

Name _____

Phone _____

Address _____

City _____ State _____ Zip _____

Email _____

Entering Washash Motors contest:

Yes No

(For planning use. All entries accepted at registration desk.)

Requesting Operating Session Information:

Yes No

Special Notice:

FWRHS #765: Price to be announced.

Requesting Engineer at the Throttle Information: Yes

Expedited number of participants: _____

Make-n-Take Clinics

Featured presenters included acclaimed prototype modelers Mr. Jim Six, author of 200+ model railroad magazine articles, and Mr. Bernard Kempinski, founder of brass models Alkem Scale Models. Visit our website over the coming months to see the other nationally recognized modelers scheduled to present.

Preorder Shirts - Payment Due at Convention

Small (\$25)	_____	Med (\$25)	_____
Large (\$25)	_____	XL (\$25)	_____
XXL (\$27)	_____	XXXL (\$29)	_____
XXXXL (\$31)	_____	(Inkase Oly & Size)	_____

Shirt is knit polo with pocket, with embroidered convention logo

Please return this entire form when registering.

Registration, Merchandise, and Activity Fees:

- Please enter your quantities and calculate your line totals.
- Register early. Prices are subject to change. If the minimum number of participants for a paid tour is not met, it will be cancelled with a refund.
- Registrations postmarked after July 31, 2009, must add a \$10 surcharge.

Registration

Registration	Fee	Totals
Single NMRA member	x \$35	
Single Non-NMRA	x \$45	
Family (at least one NMRA member)	x \$55	
Family (no NMRA member)	x \$65	
Surcharge - late Registration	x \$10	

Activities

Awards Brunch	x \$18
Convention Car	x \$15
Convention Mug	x \$8

Prototype Tours

General Motors	x \$0
NS Dispatching Center	x \$0
SLC, Whitley County	x \$10

(Charter bus/fee)

Make-n-Take Clinics

Brass Construction	x \$5
Box Car Weathering	x \$5
Resin Casting	x \$5
Prototype Building	x \$5
Scenery Techniques	x \$5

Grand Total Enclosed:

Payment may be made by check or postal money order made out to:
Northeast Hoosier Division 3, NCR

c/o Dick Moessner
 13820 Messenger Bay
 Ft. Wayne, IN 46845

Convention website: www.hoosierdivnmra.org

REV091708

Official use
Reg Number: _____

Additional Badges may be requested on back of this form

Name Badges:

Primary _____

Additional _____

NCR TIMETABLE EVENTS!**NCR INFORMATION**

NOTE- Events listed have been compiled from listings on www.trains.com, website for Model Railroader magazine. If you have an event you want listed, it's FREE, but information must be submitted to the Editor at least 4 months in advance!

Saturday/Sunday, various Nov-Dec- SRI 2008 North Pole Express
 Steam Railroad Institute 405 South Washington Street Owosso, MI 48867
 November 28th 4pm; November 29-30 10am & 4pm; December 6-7 10am & 4pm;
 December 13-14 10am & 4pm; December 20-21 10am & 4pm
 Tickets- \$65 adult, 12 and younger \$35
 You will be able to ride behind the Pere Marquette #1225 Steam Locomotive that was used for the engine in the Christmas classic movie "The Polar Express". For more information call 989-725-9464 or go to - www.mstrp.com

Sunday, Nov 2- Train Show and Sale
 Macomb Comm College Sports & Expo Center 14500 E. 12 Mile Rd Warren, MI 48088
 10AM-4PM Adults \$5.50, Children 12 & under FREE, 50-cent Coupon @ www.gvrr.org
 MICHIGAN'S LARGEST INDOOR 1-DAY TRAIN SHOW & SALE, FREE UNLIMITED PARKING, Over 400 Dealer Tables, Information at www.gvrr.org or call 586-468-4877.

Sunday, Nov 2- Model Railroad, Memorabilia, Show/Sale, Workshops and Clinics
 Holland Civic Center 150 West 8th Street Holland, MI 49423
 10am-3pm \$4.00 PER ADULT 12 and Under FREE with Adult
 Model Railroad Show and Workshop hosted by the Grand Rapids Model Railroad Historical Society. Fun for the whole family. Get your questions answered about this great hobby. Contact Info Paul Steketee 616-204-0618

Sunday, Nov 9- Lansing Model Railroad Club Train Show and Sale
 Michigan State University Pavilion East Lansing, Michigan
 10am-4pm Adults \$5, children(6-12) \$2, children under 6 & scouts in uniform FREE
 One of Michigan's largest train shows with over 400 tables and 10 operating layouts. For more information Email frezellm@sbcglobal.net or phone 517-321-6776 and visit www.lmrc.org

Sunday, Nov 30- Div 6 Fall Model Railroad Show & Workshop
 Livonia Senior Center Five Mile and Farmington Rds Livonia, MI
 11am-4pm **FREE ADMISSION!!** For more information see www.div6-ncr-nmra.com
 NOT a sale or swap meet!! Come and get your model railroading questions answered. See demonstrations on all facets of model railroading. Hourly raffles for prizes and model contests. Snacks-refreshments available.

Saturday, Dec 13- Toy Train Swap Meet
 Holy Family Regional School 2633 John R Road Rochester Hills, MI 48306
 11am-3:30pm \$3.00 per person, \$6.00 family, early bird 10am, \$10.00
 For more information contact Bob Burgee 586-752-1839

Saturday, Dec 13- Our 29th Annual Swap Meet, Train Show and Sale
 UAW Local 730GM-CPC 3852 Buchanan SW Grand Rapids, MI 49548
 10am-3pm Adults \$4.00 Children under 12 Free with paid adult.
 Contact Info- Tom Massura Phone: 269-685-9678 e-mail: tmassura@kzoo.edu

Saturday-Sunday, Dec 27-28- Operating Exhibit, Swap Meet, Train Show and Sale
 Lucas County Rec. Center 2901 Key Street Maumee, OH 43537
 11am-4pm Adults \$4 - Children under 12 free
 This show is sponsored by the Friends of Toledo Model Railroaders.
 Contact Info- email FOTMRR@modelrailstuff.com or Alan Mitchell 517-264-5705

NCR TIMETABLE EVENTS!

NCR INFORMATION

Saturday, Dec 27- Model Railroad, Swap Meet, Train Show and Sale
Allen County Fairgrounds St. RT. 309 East Lima, OH 45804
10am-3pm \$4.00 per person; children under 12 free with an adult
This show is sponsored by the Putnam Association of Railfans, Inc.
Contact Info- Terry L. Oliver 225 Mohawk Dr. Ottawa, OH 45875 419-523-4996

Sunday, Jan 18- Train Show and Sale
Athens High School 4333 John R. Troy, MI 48085
10am-3pm \$3.00 Adults, 12 & Under: Free when accompanied by a paid adult.
All proceeds are returned directly to Troy School District students through Troy
Foundation for Educational Excellence teacher grants and student scholarships.
Contact Info- Frank E. Lams, 248-823-4052 flams2@troy.k12.mi.us

Sunday- Feb 2- Ann Arbor Train Show and Sale
Saline Middle School 7190 N. Maple Rd. Saline, MI 48176
10am-4pm \$6.00
Contact Info- Call/Fax 734-426-0829 anytime or 734-426-5100 Wednesday evenings
or email us at info@a2trainshow.com www.a2trainshow.com

Saturday, Mar 3- Toy Train/Collectible Show and Sale
Ken Frecker, Auction Arena 620 W. Lincoln Hwy. New Haven, IN 46774
11am-4pm \$3.00 each Under 12 Free!
Contact Info- Sally Valiton 7112 Baer Road Fort Wayne, IN 260-747-4485

Sunday, Mar 22- Trainorama EXTRA 2009
Costick Community Center Farmington Hills, MI
10:00am to 4:00pm \$4.00 per person, children under 12 free with paid adult
Presented by the Redford Model Railroad Club. For more information Email
Pierre@hbc-benefitsandeducation.com or call 313-565-1027 or 734-953-2546

Friday-Sunday, April 17-18- GREAT MODEL RAILROAD SYMPOSIUM
South Bend, IN info at- glrmrrs.ning.com

Sunday-Saturday, July 5-11- 2009 NMRA Annual Convention, Hartford, CT

Friday-Sunday, Oct 15-18- NCR Convention- THE SHOPS sponsored by Div 3
Fort Wayne, Indiana Direct inquiries: email- railcarman@gmail.com
Convention mailing address: Northeast Hoosier Division 3, NCR
c/o Dick Moessner 13820 Messenger Bay Ft. Wayne, IN 46845
Northeast Hoosier website: www.hoosierdiv3nmra.org and click on the logo

REMEMBER!!!

**YOUR article could be appearing RIGHT HERE!! Please
consider writing an article for a future issue of the HotBox!!**

DON'T FORGET !!!

**NOVEMBER is National Model Railroad Month!
What are YOU doing to promote our hobby??
Nov 21 is "Take a Train to Work" Day... are you?!**



A Forgotten Railroad Station Returns to Life

The station at Montrose Michigan started life in 1887 when the local business leaders decided that the town of Montrose needed a better way to move products and people in the area. Travel from Montrose south to Owosso or north to Saginaw was difficult by stage coach, wagon or horseback. Roads were dirt and in most areas poorly maintained.

A campaign was started in the local papers for a railroad to connect Montrose to the adjacent communities. The campaign proved successful and the surveys for the route of the Cincinnati, Saginaw and Mackinaw Railroad were completed and work began on the railroad. Construction of the depot was started in September of 1887. The framework was completed in October and the depot was completed the following month. A station master was hired to follow the progress and on October 5th 1888 a passenger train made a trial run to Montrose. The first scheduled passenger train left Durand 6 days later on October 11 with 13 cars full to capacity.

The railroad was eventually acquired by the Grand Trunk Western, which was owned by the Canadian National railroad. The line eventually became part of the TSBY railroad. The station still sits next to the main line to Saginaw but has moved from the original location twice in its life. The first move was from the west side of the mainline to the east side of the tracks in 1908. This led to some interesting questions as pictures of the station seemed to have the station agents bay window on the wrong side of the station when you compared the original photo with later photos after the 1908 move. The problem was resolved when a picture showing the move across the track shows the station had acquired an extension to the freight room prior to the move. This increased the length of the station from the original 25 feet to 55 feet. The increased length made turning the station impractical. After the move across the tracks the agents bay window was removed and reinstalled on the opposite side of the building. This was not that difficult since the original station had been a symmetrical "T" shaped building. The addition that extended the freight room had created a symmetrical cross configuration and the same freight doors were on both sides of the building. After the first move the freight room was again extended bringing the length of the building to 80 feet and adding another freight door on each side of the building. The building continued serving the railroad and community in this configuration until it saw the last regularly scheduled train stop in the 1960's.

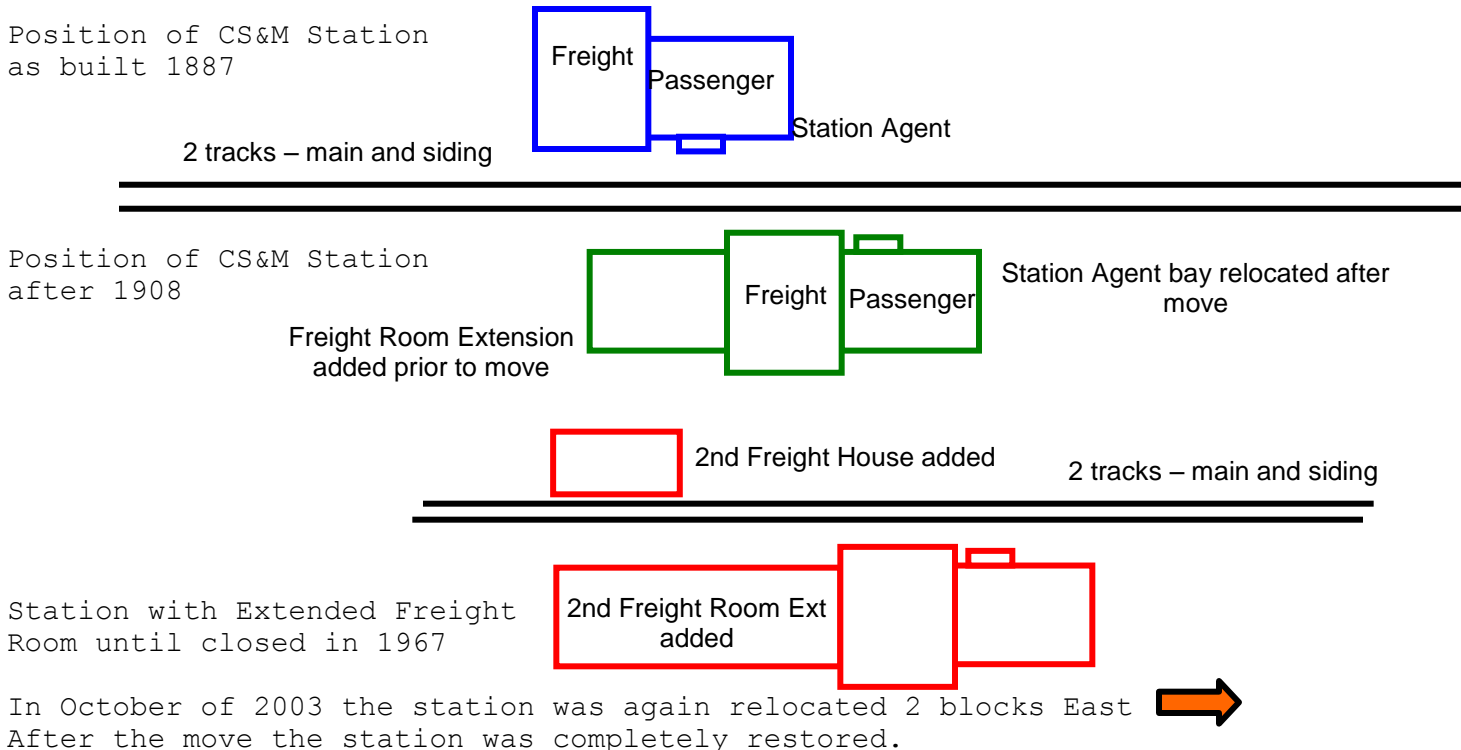
After the closing of the station it was leased in 1967 to the local telephone company for storage of surplus equipment and was covered over with metal siding. The depot was eventually sold and in 2003 the latest owner of the depot transferred ownership to the city of Montrose. A local family donated a piece of property next to the railroad tracks adjacent to the downtown area of Montrose and in October 2004 the building was moved 2 blocks from the previous location to its current position. Several of the local residents assisted in organizing the move and began a restoration of building on the new site. The building had begun to deteriorate badly due to the lack of maintenance. After an extensive restoration the building was opened to the public on May 18, 2008.

Much of the wood used in replacing damaged areas was cut from logs donated by local residents and milled in a local sawmill. Much the way original station was constructed. The local mill even made special planer tools made to match the bead board required for the restoration in the passenger waiting room.

The restored station was painted using color matching of paint chips taken from the oldest boards. This gave the station the earliest paint scheme as it may have appeared around 1900. The station is open weekends during the summer and by special arrangement at other times.

The information in this article was obtained from a brochure that was prepared for the Grand Opening of the station May 17, 2008 and additional information was provided by members of the group that were involved in the restoration.

The brochure also contains a short history and pictures of many of the businesses that were in the town in the early 1900's. The pictures are a good reference for anyone modeling short line railroads and provide a cross section of the industries that were common in rural America. Everyone is familiar with the local dry goods store that sold everything from salt to fence wire. How about the local charcoal and potash facility, the cannery or the local elevator that bought and sold the local crops of hay, grain, beans and wool. The elevator operated on the west side of the tracks from 1899 to 1980 when it finally closed.



Division One (Toledo, Ohio area) by John Roth

Div 1 has their INFORMER- Thanks to John Roth for stepping-up to give the NCR a look inside Div 1. To our knowledge, Div 1 is re-couping from their successful convention! Congratulations to all of Division 1 on a great event! We look forward to hearing from John on Div 1 activities next issue.

Division Three (Fort Wayne, Indiana and western Ohio area)

Div 3 has also been working on a convention, the NCR Convention for 2009! Dates, site and tentative schedule have already been determined. See their website for more info- www.hoosierdiv3nmra.org and click on the logo

Division Four (Grand Rapids and west Michigan area)

Div 4 is busy with yet another convention... The NMRA NATIONAL for 2012!! Plans are progressing along on this major event.

Division Five (Lansing and mid-lower Michigan area)

Enjoy the summer? Div 5 has been on summer vacation, but returned to active duty in September. Lots of great events and activities are planned.

Division Six (Wayne County, Detroit area)

The Div 6 annual Fall Model Railroad Workshop & Show (see flyer in this issue) is upon us and we hope to see veteran and novice modelers attend. Remember, it's our 30th annual event so we're doing FREE admission!! This is NOT a swap meet-sale. It IS a "how to do" event! Ask questions, get answers and we also have FREE engine repair! Division 6 continues with interesting meetings with clinics, layout tours and FUN!! All are welcome to attend!

Division Seven (mid-upper Michigan area)

Division 7 is currently inactive. Any Volunteers??

Division Eight (Oakland, Macomb Counties, north Detroit area)

Div 8 has some award winners! In June/May, Rad Jones received his AP Certificate for Scenery and Allen Crowley received his AP Certificate for Electrical Engineer. Congratulations to both guys!

Division Nine (Ann Arbor area)

We at Div 9 are relatively new to the NCR, NMRA activities, but we're learning fast, thanks to some great mentors. We're looking for anyone in our area to stop by and become a member.

Division Ten (Flint and Saginaw area)

Div 10 continues to meet year-round, enjoying the camaraderie and skills of each member.

NOTE- information for this page was derived from Division websites and general knowledge of what's happening and compiled by the HotBox Editor, for THIS issue ONLY! Division Leaders, please get a volunteer to become a **Division Informer!**
Thanks..... Editor

REMEMBER!!! We need YOU as a "DIVISION INFORMER" so that everyone else knows what your Division is doing! We will need YOUR help for future issues of... the HotBox!

NCR HotBox PIKE ADS

Cimarron & Santa Fe



Santa Fe

TIM FISHER
Grosse Pointe Woods, MI

Submitted for your Approval...

TZ&W

The Twilight Zone
& Wyandotte

"Where Anything Goes"

HQs: Wyandotte, Michigan

HADLEY THE ROAD WEST




KEN CHICK
NORTHVILLE, MI

LYMAN & AMMONOOSUC



The Covered Bridge Route

WHITEFISH DIVISION OF




Larry Wolohon
President & Chief
Bottlewasher
46963 Brooks Lane
Plymouth, MI 48170
454-4816

The South Western RailRoad




Marv Linke
Macomb, MI



Broad Top Mountain Railroad

John Reitz
Fort Wayne, Ind.

FRANKLIN VALLEY RAILROAD CO.
Bloomfield Hills, MI. 48301



BILL PETERSON



Serving the Pottery Center of The World

BEAVER VALLEY AND PENNSYLVANIA

Larry Wright
Canton, Michigan
lwright@detnews.com

PORT HURON & DETROIT RAILROAD

The Saint Clair Blue Water Route

MIKE VANOOST

Front Range

DENVER, FRONT RANGE & WESTERN


Doug Tagsold
Blissfield, MI

PHT "Serving the Bluewater Industry"

PORT HURON TERMINAL RAILROAD

RICK ZAREMSKI
St. Clair Shores, MI

ENTIAT DIVISION



BB&K
Boom Boom & Katastrophe

ROGER PARRY SOUTH LYON, MICHIGAN




Lima, Springfield & Morgantown ALLEGHANY DIVISION

JOHN ALANIVA



Detroit Division
Curt Danielewicz
Macomb, Michigan




ANN ARBOR RAILROAD TECHNICAL AND HISTORICAL ASSOCIATION
P.O. BOX 51
CHESANING, MICHIGAN 48616

MICHIGAN WESTERN

Successor to Vandalle Central (1942-50)
Parchment & Fair Lake Division (from 1950)

Dick Kishpaugh
361 Glendale Blvd.
Parchment, Michigan



The standard railroad of the world

Lynn Wells

MIDWESTERN TRANSPORTATION SYSTEM

ELGIN, JOLIET AND EASTERN RAILWAY COMPANY




The "J" has direct connections with every railroad entering Chicago. Major interchanges with the Burlington Northern at Elgin & the Northern Chicago & Pacific at Ingallton

JOHN DePAUW, Lake Orion

PIASA

A&WI

ROUTE


CONEMAUGH AND JUNIATA

PRR OWNERSHIP
Independent Management

DAVE REGITTKO
ROCHESTER, MI

NCR HotBox PIKE ADS

European Past & Present Railways




Uwe Thormaehlen Chesterfield, Michigan

Bloomfield & Oakland RR



N-scale Operations
DCC-Digitrax Powered
Al Huberty
Bloomfield Hills, MI

DOWAGIAC & BRIGHTON




Modular railway Company
Home of the
SOUTHWESTERN MICHIGAN
CENTRAL
and
CASS COUNTY RAIL-GROUP
Dowagiac, Michigan


Sugar Spring Mining Co. Railroad

Steep Grades, Tight Turns
& narrow Squeaky Rails.
No Load To Small
We Haul It All.

Jim Clements
Rochester Hills, Michigan




LOST RIVER R.R.




Bob McKibben
Dearborn

BOSTON and MAINE RAILROAD




Jack Watson

THE NORTH MONTANA LINE



DAN LEWIS, MMR
Troy, Michigan
N-Scale



DENNIS GRUDZINSKY



GARDEN CITY, MICHIGAN
THE FRIENDLY
SOUTHERN PACIFIC

HO Cooper Park CP&E & Eastern Hon3

Kalamazoo Model
Railroad Historical Soc.
9336 Riverview Dr.
Kalamazoo, MI 49004
We meet every Monday
New members welcome

XPRESSWAY FOR INDUSTRY

ALAN ANIOL



Southgate
Michigan

DETROIT & TOLEDO SHORE LINE

BURLINGTON NORTHERN HEARTLAND DIVISION



Wade Griffis, Jenison, MI

GIBRALTAR RR

ADRIAN & LUNA PIER RR



THUMB2 ROUTE

NEW YORK CENTRAL
SYSTEM AFFILIATED
MILT MOORE
GIBRALTAR, MICH.

Detroit & Rangeley Lakes Railroad

Hon30
"The Maine Connection"

General offices: Howell, Mich.
Barret Snyder, MMR
Superintendent

LANTRAK

LANSING AREA NTRAK RR CLUB

Housed in the former PN/C&O Howell depot, part of the Livingston Center Historic Village in the Fowlerville fairgrounds.

Meetings held Tuesday evenings.
Visitors welcome, contact Supt. Mark Cowles (517) 546-5241 cowles@lsmi.net
www.lantrak.org
Modular Model Railroading in N-Scale

DWB

Detroit, Woodbridge & Birmingham Railroad

The Great Lake and Tidewater Connection

John Jackson
Birmingham, Michigan

MEMBERSHIPS OPEN

MEETS EVERY MONDAY
AT 7:30 P.M.



GV

Gratiot Valley Railroad Club

FOR INFORMATION CALL 481 NORTH AVE.
586-468-4877 MT. CLEMENS 48043

WORLD WIDE WEB: <http://www.michvhf.com/~gvrr>

The HIT & MISS RAILROAD

Bottle Dept. & Scrap Wood Branch

Part of the NYC System




Superintendent Frank Spadafore Jr.
Detroit, Michigan

CG CUCUMBER GAP RAILROAD RR



ART MILLER
Florence, Oregon

NCR HotBox PIKE ADS



DURAND STATION
Mon & Fri 7 to 9 pm
Saturday 1 to 4 pm



Steve & Dianne Kelly
 Gibraltar, MI

**The East Broad Top
 Railroad**
Gibraltar Division

Big Knee Valley RR

BKV

The Prairie Road


Don Bigney Toledo, Ohio

Bruce McGill
 Livonia



THE GREAT SOUTHERN
 PACIFIC

COPPER VALLEY
 RAILWAY



JIM ZINSER
 Dearborn Heights, Mich.

**DETROIT AND
 PORT HURON RR**



Service on the (dot)

TERRY & DONNA BOSSICK
 Roseville, MI

DONVILLE VALLEY



JACK PAUL
 Livonia, MI
 2-rail "O" scale

**SAND HILL
 & WESTERN**



REDFORD MODEL
 RAILROAD CLUB
 Inkster, Michigan

STU STEWART
 Jenison, Mich.

**SUPERIOR
 TOLEDO
 UTICA**

COLORADO
 & SOUTHERN
 RAILROAD



CLEAR CREEK BRANCH

Dan Kempf
 Ann Arbor, Mich.

**PORT AUTHORITY
 TERMINAL RAILROAD
 COMPANY**

MARK A. COWLES
 GENERAL MANAGER
 Next to the CSX in Howell, MI

N-Scale with interchange by
 carferry, tug & barge

LOWER LEVEL LINE
 NMRA HO GAUGE NCR



LARRY LAUER MMR
 Honorary Life Member #35
 General Superintendent
 Farmington Hills, Michigan

BARRY HENSEL Era-1968-72
 Canton, MI HO Scale



CENTRAL DIVISION



**SANTA FE
 NORTHERN**



GENE KOME
 Warren, Michigan
 HO Scale

**TOLEDO
 &
 WESTERN RR**

The Pleasure Route - HO
 Edward & Ronald Gould
 Superintendents
 Toledo, Ohio

**South Oakland County
 Model Railroad Club**

Hazel Park, MI
 Meets Tues. & Fri. at 7:30 PM
New Members Welcome
 Call Ron McCreight at
 (248) 879-0956
 for information



Kalispell Division

Jerry Sahagian
 Superintendent
 Toledo, Ohio 43615
 (419) 84304438
 GGS2990@verizon.net



SUSAN, REBECA &
 TERRY CARVER
 Trenton, MI

in the next issue of **HotBox** –

MORE LAYOUT PHOTOS

MORE HOW-TO-DO ARTICLES

MORE INFORMATION



..... stay tuned!

**Get Your Hands On
Railroading
October 15-18, 2009**

Permit Holder:
The North Central Region,
National Model Railroad Association

c/o Larry Wright
48266 Pheasant St.
New Baltimore, MI 48047

<p>NON-PROFIT ORG. U.S. POSTAGE PAID LANSING, MI Permit No. 979</p>
--

Send address corrections
to the Registrar-
Marty LaForte
44370 N. Umberland Cir
Canton, MI 48187

lafortes@gmail.com